

Safety System

Occlusion Setting	5 levels (100 – 900 mmHg)
Alarms	Occlusion, Syringe Disengaged, Syringe Near Empty, Syringe Empty, Infusion Near End, Infusion Complete, Unit Malfunction, System Error
Lock Function	Available
IP Protection	IP34

Physical Specifications

Dimensions	275 x 120 x 108 mm (L x W x H)
Weight	2.2 kg

Power Supply

Mains Power	100 - 240 V AC 50 - 60 Hz
	Li-Ion Battery, Operating Time: Upto 12 hrs

Warranty

2 Years from the Date of Shipment

Certification

Applied for CE

vTitan Corporation Private Limited

New Woodlands Building, Estancia IT Park,
Plot No. 140,151 Vallancheri Village,
Chengalpattu District,
Tamil Nadu - 603202, India.
Toll Free Number: 18005721664

www.vtitan.com
sales@vtitan.com

©2025 vTitan Corporation Pvt. Ltd.
980-1039 Rev 12

Accuflow[®] VE

Syringe Pump



Remote Monitoring Solution



Dashboard

Dashboard displays the status of all the infusing devices. Critical alarm conditions are colour-coded and displayed to alert the user in real-time.

Real-Time Infusion Status

Infusion parameters - Rate, Volume infused, Bolus delivered and Time remaining are displayed. Patient information along with the bed number and care area are displayed on the screen.



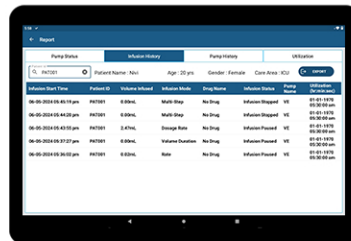
Configurable Drug Library

User configurable drug library consists of drug categories along with the colour codes and dosage / rate limits.







When the input is outside the limits, the user is alerted, thus avoiding dosage errors.

Infusion Audit Reports

Automatically generated report records the infusion status across patient timeline and across multiple patients. Report can be exported in .CSV file format and shared via email.



Key Features

-  Patented Closed-Loop Motion Control Technology
-  Remote Monitoring Solution
-  Improved Infusion Accuracy
-  Li-Ion Battery Powered
-  User Intuitive Controls
-  Custom syringe make addition

Product Specifications

Operational Specifications

Display 3.5 inch Colour LCD
Syringe Capacities 5, 10, 20, 50/60 mL

Performance Specifications

Flow Rate Range 0.1 - 1200 mL/hr (Dependent on Syringe Size)
VTBI Range 0.1 – 999 mL
Accuracy Mechanical Accuracy: $\pm 1\%$, Flow Rate Accuracy: $\pm 2\%$
Bolus Manual and Auto Bolus
Bolus Rate 50 - 1500 mL/hr (Dependent on Syringe Size)
KVO Rate 0.1 – 5 mL/hr
Drug List 200 Drugs (Preloaded and Configurable)
Infusion Modes Rate Mode, Volume/Duration Mode, Dosage Rate Mode, Multi-Step Mode